

How to Get Most Out of 60 Minutes, or Flip your Session with Open Access Resources

Teaching with Technology

May 23 & 24, 2014

This webinar will be recorded

Presenters:

Iwona Gniadek

Margarita Berezyanskaya



Agenda

1. Exploration Activity
2. What & How of Flipped Learning
3. Open Access Resources (OAR)
4. Let's Flip!
5. Questions/Comments

Finish the sentence:

Iabout flipped learning.





1. am knowledgeable

2. know a bit

3. want to learn

Exploration Activity: Flipping Begins

TWT: Flip Your Session With Open Access Resources

<p>1 What To Do</p> <p>T</p> <p>CLICK ON T FIRST</p> <ol style="list-style-type: none">1. Welcome to our Blendspace lesson!2. Introduce yourself to other participants in Padlet.3. Watch the first 2 minutes of a Youtube video about flipped learning.4. Explore the resources on our Scoop.it page.5. Fill in a short Google form.	<p>2 Padlet for introductions</p>  <p>T</p>	<p>3 Flipped ESL Introducti ... Youtube video</p>  <p>T</p>
<p>4 Scoop.it Class With Open Access Resources (click back to read more in Blendspace lesson)</p>  <p>T</p>	<p>5 Google form your thoughts</p>  <p>T</p>	<p>6 Thank you!</p> <p>T</p> <p>Questions?</p> <p>igniadek@myenglishonline.ca mberezyanskaya@myenglishonline.ca</p>

<http://blnds.co/1njQs00>

What it is and what it is not



Image is a derivative of:



[Cartwheel](#) by [J.R](#)

What it is not

Video making

To replace the teacher

Work in isolation

Homework

No structure



What it is

self-directed

personalized
education

blended
learning

increased
interaction

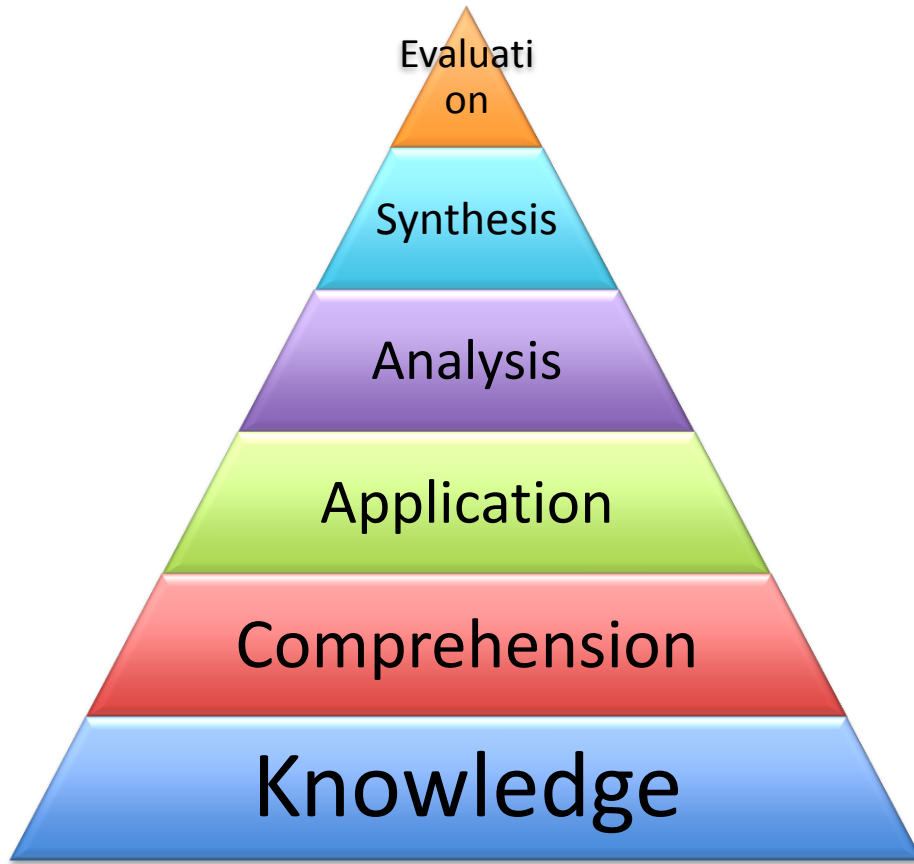
at one's own
pace

responsibility
for one's own
learning

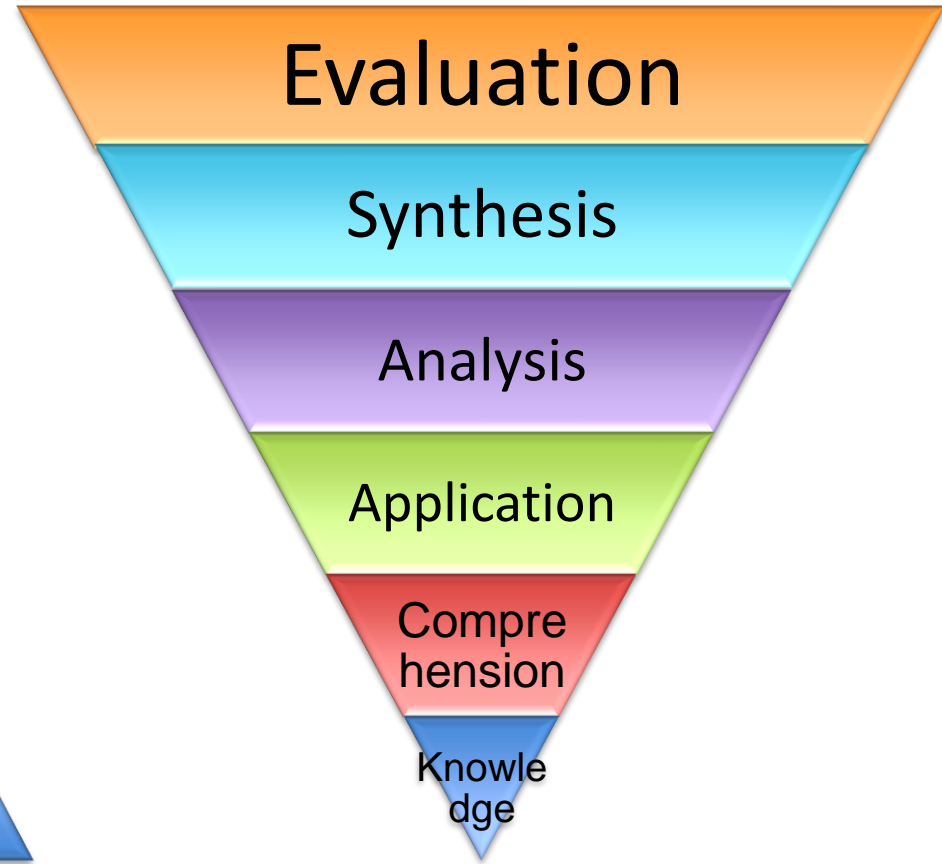
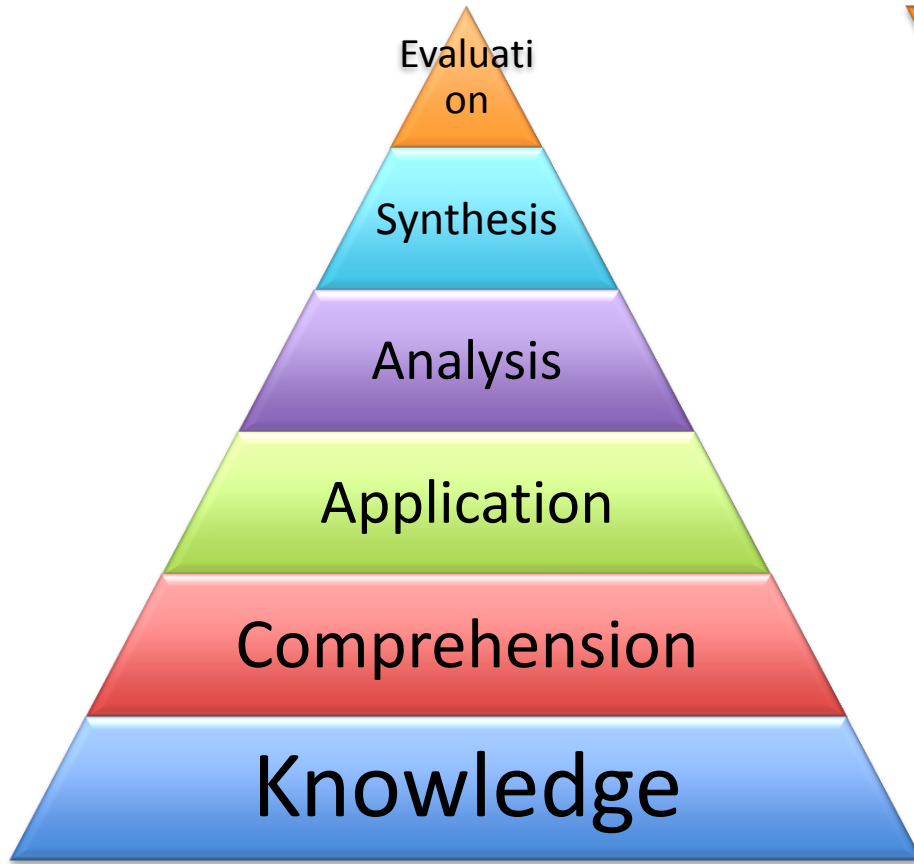
shift of roles



Bloom's Taxonomy (time in class)



Bloom's Taxonomy (time in class)



How to Flip



Pre-
class

In-class
review

Follow-
up

How to Flip

1. Set clear expectations
2. Start flipping together
3. Flip one activity or the whole session
4. Repurpose & recycle
5. Use OAR or create own resources

How to Flip

6. Receptive (pre); productive (in)
7. Real-world productive task (pre)
8. Become a facilitator
9. Personal language learning environment

Activities

• Pre- class

- ✓ projects
- ✓ f2f or synchronous p2p interactions
- ✓ asynchronous discussions
- ✓ vocabulary building
- ✓ watch a video/listen to a podcast
- ✓ read an article
- ✓ web searches
- ✓ brainstorming

• In- class

- ✓ role-plays
- ✓ 1-on-1
- ✓ quiz/info exchange to review pre-class
- ✓ projects
- ✓ info gap activities
- ✓ language games
- ✓ share-n-tell presentations
- ✓ ...

CUR
CREATE

Open Access Resources

- Open educational resources
- Websites for ESL/EAL teachers and language learners
- Free online tools



Image is a derivative of:

[Open_Access_PLoS.svg](#) by [Research & Graduate College Graduate Studies Office](#)

Creative Commons Licences



- enable legal sharing
- provide the way to control intellectual property
- maximize benefits of OER



CC for ELT

- <http://bit.ly/Qezv8S>

REALIZE!  The National Online Conference
For EAL / ESL Professionals

- Wiki Home
- Recent Changes
- Pages and Files
- Members

Search

Home

1. SUMMER 2013 Home Page
2. Before you start
3. Weekly Activity Pages:
 - week 1 (Jul 1-7)
 - week 2 (Jul 8-14)
 - week 3 (Jul 15-21)
 - week 4 (Jul 22-28)
 - week 5 (Jul 29-Aug 4)
 - week 6 (Aug 5-11)
 - week 7 (Aug 12-18)
 - week 8 (Aug 19-25)
 - week 9 (Aug 26-31)
4. Calendar of Events
5. Photos and Videos
6. Course Highlights

Learning English On Your Own__

- What is Self-Directed Learning?
- Overcoming Challenges
- Study Strategies
- Digital skills
- Your PLLE

Language Skills

- Listening Strategies
- Speaking Strategies
- Reading Strategies
- Writing Strategies
- Vocabulary Strategies

CLB Tasks with links Grammar and CLBs

Language Explorers Act 5

About us

☆ Summer 2013

Edit 0 79 ...



Hello English Online Learners! Are you ready for SUMMER?

We hope you can spend it with us :)

The goal of the summer program is to

- network with others
- attend community events
- and last but not least, practise English!



Jazz Festival in Winnipeg

When: July 1 - August 31 (9 weeks)

What: The weekly themes are:

- [Week 1 \(Jul 1 - 7\) - Introductions](#)
- [Week 2 \(Jul 8 - 14\) - Plans for the summer](#)
- [Week 3 \(Jul 15 - 21\) - Volunteering in the summer](#)
- [Week 4 \(Jul 22 - 28\) - Going to a pow wow](#)
- [Week 5 \(Jul 29 - Aug 4\) - Online Folklorama](#)
- [Week 6 \(Aug 5 - 11\) - Going to the lake](#)
- [Week 7 \(Aug 12 - 18\) - Going camping](#)
- [Week 8 \(Aug 19 - 25\) - Planning a BBQ](#)
- [Week 9 \(Aug 26 - 31\) - How was your summer?](#)

www.myenglishonline.wikispaces.com/Summer+2013

Diversity in Manitoba



Websites

- for language learners
- for ESL/EAL teachers

Popular Language Learning Websites Webinar:

<http://goo.gl/4UTz5i>



Websites

Flip Your Class with Open Access Resources: Websites for language learners and ESL/EAL teachers

Website	Link	CLB level	L	S	R	W	Pron	Voc	Gram	Other
Websites for language learners										
English Online Exercises	http://www.myenglishonline.ca/for-learners/english-exercises/	Literacy, 1 and up	✓	✓	✓	✓	✓ *CanEng	✓	✓	Interactive activities
Eillo	www.ello.org	4 and up	✓		✓		✓ *Variety of accents	✓		
English Central	www.englishcentral.com	4 and up	✓	✓	✓		✓ *Variety of accents	✓		Spelling
EndVid	www.engvid.com	2 and up	✓				✓ *CanEng	✓	✓	Video lessons
Business Letter Punch	www.businessletterpunch.com	7 and up				✓		✓	✓	Punctuation, register
Essay Punch	www.essaypunch.com	5 and up				✓		✓	✓	Punctuation, essay structure
Randall's ESL Cyber Listening Lab	www.esl-lab.com	4 and up	✓	✓	✓		✓ *AmEng	✓		Podcasts and activities
Ted Talks	www.ted.com/talks	5 and up	✓	✓			✓	✓	✓	



English Online Handout is licensed under a [Creative Commons Attribution-NonCommercial-ShareAlike 3.0 Unported License](https://creativecommons.org/licenses/by-nc-sa/3.0/)

Websites

Websites for ESL/EAL teachers											
English Online Summer Course	www.myenglishonline.wikispaces.com/Summer+2013	4 and up	✓	✓	✓	✓	✓	*CanEng	✓	✓	9-week course
BBC Learning English	www.bbc.co.uk/worldservice/learningenglish	4 and up	✓	✓	✓	✓	✓	*BrEng	✓	✓	Quizzes, games
American English	www.americanenglish.state.gov	2 and up	✓	✓	✓	✓	✓	*AmEng	✓	✓	Worksheets, games, links
British Council. Learn English	www.learnenglish.britishcouncil.org/en/	4 and up	✓	✓	✓	✓	✓	*BrEng	✓	✓	Quizzes, games, exam preparation, lesson plans
CBC Manitoba EAL lessons	www.cbc.ca/manitoba/eal/lessons.html	4 and up	✓	✓	✓	✓	✓	✓	✓	✓	Ready to use lesson plans
Activities for ESL Students	www.a4esl.org	1 and up							✓	✓	Quizzes, games
English To Go	www.english-to-go.com	4 and up	✓	✓	✓	✓			✓	✓	Ready to use lesson plans
TeacherTube	www.teachertube.com	5 and up	✓					✓	✓	✓	
Dave's ESL cafe	www.eslcafe.com	1 and up			✓			✓	✓	✓	Quizzes, teachers' materials
ESLFlow	www.eslflow.com	1 and up	✓	✓	✓	✓	✓	✓	✓	✓	Worksheets, ready to use lesson plans
Busy Teacher	www.busyteacher.org	1 and up	✓	✓	✓	✓	✓	✓	✓	✓	Worksheets, ready to use lesson plans
DailyESL	www.dailyesl.com	4 and up	✓	✓		✓	✓	✓	✓	✓	Podcasts and activities
ESLLibrary	www.esl-library.com	4 and up	✓	✓	✓	✓	✓	✓	✓	✓	Worksheets, ready to use lesson plans
Ego4u	www.ego4u.com	2 and up				✓			✓	✓	



English Online Handout is licensed under a [Creative Commons Attribution-NonCommercial-ShareAlike 3.0 Unported License](https://creativecommons.org/licenses/by-nc-sa/3.0/)

Web 2.0 Tools








Wordle™




padlet

Web 2.0 Tools










Flip Your Class with Open Access Resources: Online Tools

Online Tool	Description	Link	Suggested ideas for flipping ESL/EAL classes
Brainstorming & mind mapping			
	Free online easy to use mind mapping tools, allow real time collaboration	www.popplet.com	<ul style="list-style-type: none"> • Making predictions (pre-reading/pre-listening activities) • Activating prior knowledge • Introducing/revising vocabulary • Brainstorming details of a presentation or essay • Brainstorming problem solutions (post-reading/post-listening activities) • Initiating pre-class discussions
		www.stormboard.com	
	Brainstorming tool to develop, rate and share ideas	www.clunic.com	
Voice discussions			
	Voice-based tool to discuss documents, images, videos, etc.	www.voicethread.com	<ul style="list-style-type: none"> • Learners express their opinion on some topic; others comment, give feedback • Learners share their stories, their previous experience
	Voice discussion board	www.voxopop.com	

Web 2.0 Tools

Video annotation			
	Tools to take notes directly next to a video, as you watch it	www.videonot.es	<ul style="list-style-type: none"> • Listening for gist: : typing in key ideas • Listening for specific information: typing in details • Writing down lyrics while watching a video clip • Notes sharing option allows learners to help each other; peer-to-peer instruction
		www.ant.umn.edu	
Collaborative document editing			
	Tools to create and edit documents online while collaborating in real-time with other users. You can create new documents or upload documents you have on your PC	www.drive.google.com	<ul style="list-style-type: none"> • Learners' collaborative presentations • Way to present teacher's handouts, materials • Working on long-term projects • Writing assignments • Collaborative storytelling • Peer reviews, peer assessment <p>More ideas: http://www.myenglishonline.ca/2013/10/google-tools-for-ealesl-teaching-learning/</p>
		www.personal.crocodoc.com	
		www.titanpad.com	
Collaborative workplace			
	Tools that enable you to have an online meeting room to create webinars, have discussions, forums, collaboration projects and share files and information in real time	www.vyew.com	<ul style="list-style-type: none"> • Learners can work in small groups outside the classroom <p>More ideas: http://www.myenglishonline.ca/2013/10/communicative-approach-and-task-based-teaching-online-webinar/</p>
		www.webex.com	






Web 2.0 Tools

Online communication			
	Text chat room	www.todaysmeet.com	<ul style="list-style-type: none"> • Collaboration outside the classroom • Sharing ideas, brainstorming, peer-to-peer instructions • Getting learners' feedback • Working on projects
	Video chat room	www.aol.com/av	
	Voice-over-IP service and instant messaging client	www.skype.com	
Audio recording			
	Online video recording tool	www.mailvu.com	<ul style="list-style-type: none"> • Practicing pronunciation, intonation • Leaving audio/video feedback • Giving audio/video instructions • Task-based activities (e.g. leaving a phone message)
	Online audio recording tools	www.audiopal.com	
		www.croak.it	
Data visualization			
	Tool to generate word clouds from text you provide	www.wordle.net	<ul style="list-style-type: none"> • Making predictions • Revising vocabulary • Collaborative storytelling
	Tools to create infographics	www.piktochart.com	<ul style="list-style-type: none"> • Reading comprehension: summarizing key facts from a text in a visual form • Speaking: interpreting other learners' infographics • Visualization of peer-to-peer projects
		www.infogr.am	

Websites & Tools

Reflections			
 Blogger	Tools for blogging	www.blogger.com	<ul style="list-style-type: none"> • Reflecting on one's learning • Self-reflection • Sharing ideas • Daily writing practice
WORDPRESS		www.wordpress.org	
<i>penzu</i>		www.penzu.com	
twitter	Social networking and microblogging tool	www.twitter.com	
Curation			
Scoop.it!	Curation and content sharing tools	www.scoop.it	<ul style="list-style-type: none"> • Curating as a digital skill • Learners discover and collect content to feed a particular topic • Reading skills: skimming and scanning
<i>Pinterest</i>		www.pinterest.com	
paper.li		www.paper.li	
netvibes <small>Dashboard Everything</small>		www.netvibes.com	
Flipboard		www.flipboard.com	
pearltrees		www.pearltrees.com	
del.icio.us		www.delicious.com	
diigo		www.diigo.com	

Websites & Tools

Flipped lesson creation			
	Tool to create and deliver digital lessons	www.blendspace.com	<ul style="list-style-type: none">• Creating and managing flipped lessons
	Tool to create customized lessons around videos	ed.ted.com	
	Tool to create digital flash cards. It automatically generates interactive games and tests	www.quizlet.com	
	Online social networking services; can be used as a learning management system for flipped learning.	www.facebook.com	
		www.edmodo.com	

Your Turn: Flip This Lesson



CBC Manitoba EAL

Can immigrating to
Canada make you
sick?

<http://www.cbc.ca/manitoba/eal/2008/11/lesson-35-can-immigrating-to-canada-make-you-sick.html>

http://www.cbc.ca/manitoba/eal/lessons/nov27s_2008.pdf

Personal Language Learning Environment



Volunteer e-Tutor Program

... register today!



1-on-1
sessions
on
Skype



improve
your
English



learn
more
about
Canada

mberezyanskaya@myenglishonline.ca
Skype: margarita_myenglishonline

To register contact
Margarita

Join our team!

More information:

www.myenglishonline.ca/for-teachers/volunteer-e-tutors/

Margarita Berezyanskaya

e-Volunteer Coordinator

Skype: margarita_myenglishonline

E-mail: mberezyanskaya@myenglishonline.ca

Have Questions? Contact us!

Margarita Berezyanskaya

Skype: margarita_myenglishonline

E-mail: mberezyanskaya@myenglishonline.ca

Twitter: [@ber_margarita](https://twitter.com/ber_margarita)

Blog: [Teaching with Technology](#)

Iwona Gniadek

Skype: iwona_myenglishonline

E-mail: igniadek@myenglishonline.ca

Twitter: [@yvetteinmb](https://twitter.com/@yvetteinmb)

Blog: [zooming out on learning](#)

